



GON SERIES COMPRESSED AIR FILTERS

Manufacturing Forward





Mikropor began its journey in 1987 with a passion to create “Tomorrow’s Technology” and has become one of the leading manufacturers of atmospheric air filtration solutions and compressed air treatment systems for a variety of industries.

By closely following the latest developments in technology, Mikropor’s “Best in Class” products and solutions are appreciated by customers in more than 140 countries.

The company’s sustainable growth has been provided by its passion for innovation and commitment to quality, as well as its dedication to technology. Mikropor is an environmentally conscious company that values people, while developing products that extend the needs and expectations of customers.

With this mission, Mikropor continues to become one of the most recognized brands in the world by expanding its global penetration in the field of technological filtration and contributes to a healthier planet.

www.mikropor.com

GON SERIES COMPRESSED AIR FILTERS

GON Series

Mikropor, which constantly develops products beyond expectations and needs, has recently begun manufacturing the brand new GON Series Industrial Air Filters for compressed air users to acquire high efficiency filtration experience at the lowest pressure drops.

The new GON Series have more port sizes and offer a reliable performance by minimizing airborne contamination in Compressed Air Systems to the maximum possible extent. With the GON Series, the compressed air users will have the opportunity to replace the inner element and assemble the filter in any compressed air unit extremely easily by means of an innovative design concept which basically puts its unique "Zero Clearance" feature forward.

The GON Series are incredibly economical and also manufactured according to **ISO 8573** standards along with its eligibility for PED due to their sustainable and durable structure which is formed up with aluminium construction.

Features

- 35 m³/h- 1200 m³/h air flow range
- NPT/BSP pipe sizes ranging from 1/4 "to 4"
- Aluminium construction without any pores
- **Options:**
 - "Standard Drain" having 1/2" connection size or
 - "Drainless" having 1/2 connection size with adapter.
- Elegantly designed connection clips and wall apparatus
- Production in accordance with ISO8573
- Zero Clearance
- Anodising
- Lock System Indicator

GON-HC Series

In Addition to GON Series, Mikropor has also developed the GON-HC Series in order to respond to high capacity air pressure needs.

High capacity GON-HC Series Filters are designed to increase the capacity of air filters used in compressed air systems. Thus, the utilization of compressed air volume can be easily pushed up to 5400 m³/h.

Compressed air users will be able to install GON-HC Series in their systems without any need for ASME Standards eligibility requirements.



14 Models Between
35 m³/h - 1200 m³/h



6 Models Between
1550 m³/h - 5400 m³/h

GON SERIES COMPRESSED AIR FILTERS

Features

- 1550 m³/h- 5400 m³/h air flow range
- NPT/BSP pipe and DN Flange sizes ranging from 1/4 to 4
- Aluminium construction without any pores
- **Options:**
 - "Standard Drain" having 1/2" connection size or
 - "Drainless" having 1/2" connection size with adapter.
- Elegantly designed connection clips and wall apparatus
- Production in accordance with ISO8573
- Zero Clearance
- Anodising
- Lock System Indicator



GON Series Advantages

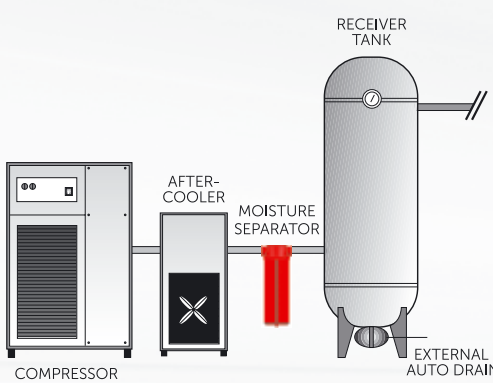

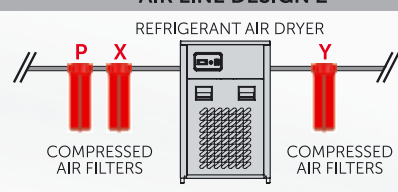
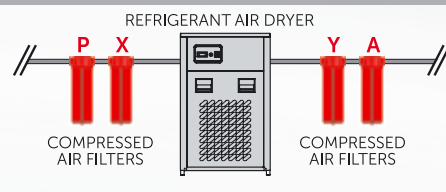
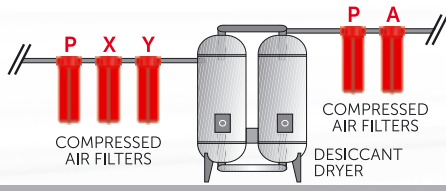
- Low initial investment costs
- Low maintenance costs
- Compact design
- Easy to use and install
- High performance
- Third party tested



Purity Class	ISO 8573.1: 2010 Compressed Air Quality Standard							
	Solid Particulate					Water		Oil
	Max. number of Particles per m ³			Particle Size (micron)	Concentration (mg/m ³)	Vapor Pressure Dew Point	Liquid (g/m ³)	Total Oil (Aerosol, Liquid and Vapor) (mg/m ³)
	0.1-0.5 micron	0.5-1 micron	1-5 micron					
0	As specified and determined by equipment user and supplier							
1	≤20000	≤400	≤10	-	-	≤-70°C	-	≤0.01
2	≤400000	≤6000	≤100	-	-	≤-40°C	-	≤0.1
3	-	≤900000	≤1000	-	-	≤-20°C	-	≤1
4	-	-	≤10000	-	-	≤+3°C	-	≤5
5	-	-	≤100000	-	-	≤+7°C	-	-
6	-	-	-	5	5	≤+10°C	-	-
7	-	-	-	40	10	-	0.5	-
8	-	-	-	-	-	-	5	-
9	-	-	-	-	-	-	10	-

for Solid Particles	for Water	for Oil
Element Type P - Class 3	Mikropor Refrigerated Air Dryers are Class 4	Element Type P - Class 3
Element Type X - Class 2		Element Type X - Class 2
Element Type Y - Class 1	Mikropor Desiccant Air Dryers are Class 1 and 2	Element Type Y - Class 1
Element Type A - N/A		Element Type A - Class 1 (when used with Y)

GON SERIES COMPRESSED AIR FILTERS

AIR LINE DESIGN	AIR LINE DESIGN 1	APPLICATION	ISO 8573.1: 2010 CLASS
 <p>COMPRESSOR</p> <p>AFTER-COOLER</p> <p>MOISTURE SEPARATOR</p> <p>RECEIVER TANK</p> <p>EXTERNAL AUTO DRAIN</p>	 <p>COMPRESSED AIR FILTERS</p>	SIMPLE	2,-2
	<p>AIR LINE DESIGN 2</p> <p>REFRIGERANT AIR DRYER</p>  <p>COMPRESSED AIR FILTERS</p> <p>COMPRESSED AIR FILTERS</p>	GENERAL PURPOSE	1.4.1
	<p>AIR LINE DESIGN 3</p> <p>REFRIGERANT AIR DRYER</p>  <p>COMPRESSED AIR FILTERS</p> <p>COMPRESSED AIR FILTERS</p>	ODORLESS	1.4.1
	<p>AIR LINE DESIGN 4</p>  <p>COMPRESSED AIR FILTERS</p> <p>COMPRESSED AIR FILTERS</p> <p>DESICCANT DRYER</p> <p>COMPRESSED AIR FILTERS</p>	CRITICAL	<p>1.2.1 (-40 °C / -40°F)</p> <p>1.1.1 (-70 °C / -94 °F)</p>



GON SERIES COMPRESSED AIR FILTERS

Element Features

Mikropor offers Superior protection - from 1 micron to 0,01 micron. Durable element construction and efficient drain layer ensures continued performance with optimal element change intervals. Elements are also easy to replace with the plastic handles.

Mikropor Elements Have Been Designed for Easy Handling

- 1- Depth media construction offers higher coalescing performance.
- 2- Supreme collapse resistance due to usage of fluted stainless tube, providing strength against pressure drops while improving the performance by passing air diagonally through the element.
- 3- PVC impregnated foam favors water/oil drainage.



Element Advantages

- High energy efficiency due to low pressure drops
- Durability under high pressure conditions (20 bar)
- 4 different ranges of filtration efficiency which offers an opportunity to operate at various different filtration applications.
- High filtration capacity, which can target the smallest contaminants (0.01 micron and above) at 20 bar pressure.
- Minimization of valuable compressed air loss with Zero-Loss Drain option
- Third Party tested

GON SERIES COMPRESSED AIR FILTERS

Head Clamping

Head Clamping provides serial connection of filters without any extra piping, connection clamps are used for connecting multiple filters to each other. Wall mounting clamps are used to connect the filters to the wall easily.

Drainage Ribs

Drainage Ribs favors the humidity flow.

Correction Factor

For maximum flow rate of the filter model, multiply model flow rate shown in the below table by the correction factor corresponding to the working pressure.

Operating Pressure (bar)	PSI	Correction Factor
3	44	0.71
5	73	0.87
7	100	1
9	131	1.12
11	160	1.22
13	189	1.32
15	218	1.44
16	232	1.50
18	261	1.57
20	290	1.63

Zero Clearance

A major innovation for servicing the zero clearance design gives a quicker, easier, simpler filter change, with no need for any special tools.

Anodising

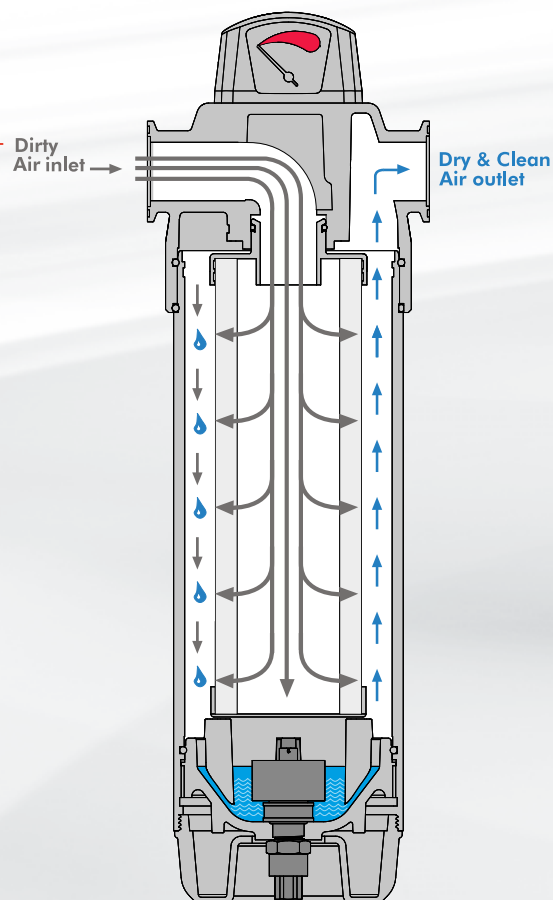
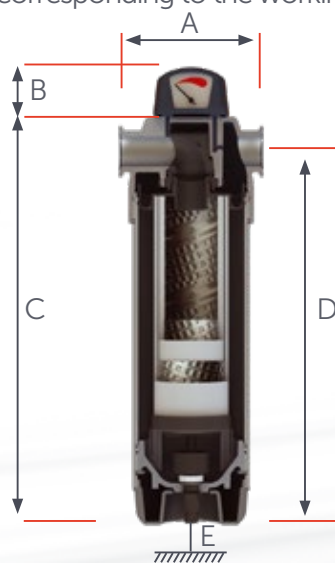
Anodising provides supreme corrosion resistance. Anodised surface treatment is proven to be better than other surface treatment methods such as Alocrome coating. Contact Mikropor to get comparison test results between competitor filters with Alocrome coating and Mikropor filters with anodising treatment.

Options

- Drains: Automatic / Manuel / Zero Loss
- Indicator or No indicator
- O-rings: Viton

Alternative Filters

- "S" Grade: Sterile Filter
- "H" Grade: Hopcalite Filter
- "T" Grade: 25 micron Coarse Dust Filter
- "HT" Grade: High Temperature Filters



The reliability of GON Series is guaranteed by the results obtained from "Third Party Tests" which is renowned worldwide in the Compressed Air Industry.

GON SERIES COMPRESSED AIR FILTERS

Technical Specifications

Model	Connection Size			Flow Rate		Max. Working Pressure (bar)	Element Model	Housing Dimensions (mm)				
				(m ³ /h)	(cfm)			A	B	C	D	E
GON-35	1/4"	3/8"	1/2"	35	21	20	MON35	90	36,5	214	192	19
GON-55	1/4"	3/8"	1/2"	55	33	20	MON55	90	36,5	251,5	230	19
GON-70	3/8"	1/2"	-	70	42	20	MON70	128	45	273	249,5	32
GON-100	3/8"	1/2"	-	100	60	20	MON100	128	45	302,5	279	32
GON-125	3/8"	1/2"	-	125	75	20	MON125	128	45	343	319,5	32
GON-150	3/4"	1"	-	150	90	20	MON150	140	45	369	334,5	31
GON-225	3/4"	1"	-	225	135	20	MON225	140	45	398	364,5	31
GON-300	1 1/4"	1 1/2"	-	300	180	20	MON300	140	45	474	432	31
GON-400	1 1/4"	1 1/2"	-	400	240	20	MON400	140	45	564	522	31
GON-500	1 1/4"	1 1/2"	2"	500	300	20	MON500	151	45	511	464,5	25
GON-600	1 1/2"	1 1/2"	2"	600	360	20	MON600	151	45	626	579,5	25
GON-800	1 1/4"	1 1/2"	2"	800	480	20	MON800	151	45	696	649,5	25
GON-1000	1 1/4"	1 1/2"	2"	1000	600	20	MON1000	151	45	851	804,5	25
GON-1200	1 1/4"	1 1/2"	2"	1200	720	20	MON1200	151	45	976	929,5	25
GON-HC-1550	2 1/2"	3"	-	1550	930	20	MONHC1550	240	45	707	659,5	25
GON-HC-2000	2 1/2"	3"	-	2000	1200	20	MONHC2000	240	45	862	814,5	25
GON-HC-2700	2 1/2"	3"	-	2700	1620	20	MONHC2700	240	45	987	939,5	25
GO-HC-3400	DN100	-	-	3400	2040	16	MO3400	360	45	871	810	30
GO-HC-4500	DN100	-	-	4500	2700	16	MO4500	360	45	926	865	30
GO-HC-5400	DN100	-	-	5400	3240	16	MO5400	360	45	1070	1009	30

Specifications	Pre Filtering	General Purpose	Oil Removal	Activated Carbon	Indicator Type	
Grade	P	X	Y	A	Differential Pressure Gauge	
Particle Removal (Micron)	5	1	0.01	0.01	Drain Type	
Max. Oil Carryover at 21°C (mg/m ³)	5	0.5	0.01	0.003		
Max. Recommended Temperature (°C)	80	80	80	50		Electro-Adjustable
Initial Pressure Loss (mbar)	40	80	100	80		External Float Type
Pressure Loss for Element Change (mbar)	700	700	700	700		Zero-Loss Drain
Element Color Mode	White	White	White	Metal SS	Manual	

For 0,003 mg/m³ quality oil in the air, the inlet temperature should be 25°C.


Notes

- 1) Given flows are at 7 barg pressure with reference to 20°C and 1 bar atmospheric air suction as per ISO 7183. In order to calculate the flow capacities at other pressures please refer to the correction factor table on page 9.
- 2) Grade A must not operate in oil saturated conditions.
- 3) Grades P, X and Y elements need to be replaced periodically to suit applications but must be changed at least every 8000 hours.
- 4) Grade A elements should be replaced periodically to suit the applications but must be changed at least every six months.
- 5) Grade A will not remove certain gases including carbon monoxide and carbon dioxide.
- 6) Flow rates are based on a 7 bar operating pressure, for flows at other pressures use correction factor given above.
- 7) All filters are suitable for use with mineral and synthetic oils.
- 8) Gauge type pressure indicators are fitted to all models as standard except Activated Carbon Filters.
- 9) All filters are in conformity with the 2014/68/EU Pressure Equipment Directive.

Ordering

The complete filter model number contains the size and grade, example – GON-150-1-X represents 150 m³/h capacity and 1" connection general purpose filter model with replacement filter element model X.





GON SERIES COMPRESSED AIR FILTERS



Ahi Evran OSB Mah. Oğuz Cad. No: 5 Sincan, 06935, Ankara-Turkey

+90 312 267 0700 ✉ mikropor@mikropor.com

📷 🌐 📱 mikropor

www.mikropor.com